

## Type 2 surge arrester - VAL-SEC-T2-2C-175-FM - 2905350

Please be informed that the data shown in this PDF Document is generated from our Online Catalog. Please find the complete data in the user's documentation. Our General Terms of Use for Downloads are valid (<http://phoenixcontact.com/download>)




Plug-in surge arrester, in accordance with Type 2/Class II, for 2-phase power supply networks with combined PE and N installed in one conductor (3-conductor system: L1, L2, PEN), with remote indication contact.

### Your advantages

- ✓ Varistor arrester with a low leakage current
- ✓ Extremely narrow design, just 12 mm per position
- ✓ High continuous voltage of 175 V AC for 120/208 V AC networks with high voltage fluctuations
- ✓ Pluggable
- ✓ Low voltage protection level of 0.85 kV
- ✓ Optical, mechanical status indicator
- ✓ With floating remote indication contact
- ✓ Plugs can be checked with CHECKMASTER 2



### Key Commercial Data

Packing unit	1 pc
GTIN	 4 046356 948180
GTIN	4046356948180
Weight per Piece (excluding packing)	220.000 g
Custom tariff number	85363030
Country of origin	Germany

### Technical data

#### Dimensions

Height	97.9 mm
Width	25.4 mm

# Type 2 surge arrester - VAL-SEC-T2-2C-175-FM - 2905350

## Technical data

### Dimensions

Depth	74.5 mm (incl. DIN rail 7.5 mm)
Horizontal pitch	1.4 Div.

### Ambient conditions

Degree of protection	IP20
Ambient temperature (operation)	-40 °C ... 80 °C
Ambient temperature (storage/transport)	-40 °C ... 80 °C
Altitude	≤ 2000 m (amsl (above mean sea level))
Permissible humidity (operation)	5 % ... 95 %
Shock (operation)	30g (Half-sine / 11 ms / 3x ±X, ±Y, ±Z)
Vibration (operation)	5g (10 ... 500 Hz / 2.5 h / X, Y, Z)

### General

IEC test classification	II
	T2
EN type	T2
IEC power supply system	TN-C
Mode of protection	L-PEN
Mounting type	DIN rail: 35 mm
Color	light grey RAL 7035
	traffic grey A RAL 7042
Housing material	PA 6.6-FR 20 % GF
	PBT-FR
Degree of pollution	2
Flammability rating according to UL 94	V-0
Type	DIN rail module, two-section, divisible
Number of positions	2
Surge protection fault message	Optical, remote indicator contact

### Protective circuit

Nominal voltage $U_N$	120/208 V AC (TN-C)
Nominal frequency $f_N$	50 Hz (60 Hz)
Maximum continuous voltage $U_C$	175 V AC
Rated load current $I_L$	40 A (Biconnect M4 fork-type cable lug 6 mm <sup>2</sup> )
	63 A (TWIN ferrule 2 x 10 mm <sup>2</sup> )
Nominal discharge current $I_n$ (8/20) $\mu$ s	20 kA
Maximum discharge current $I_{max}$ (8/20) $\mu$ s	40 kA
Short-circuit current rating $I_{SCCR}$	25 kA (for a backup fuse of up to 315 A gG)
	50 kA (for a backup fuse of up to 200 A gG)

## Type 2 surge arrester - VAL-SEC-T2-2C-175-FM - 2905350

### Technical data

#### Protective circuit

Voltage protection level $U_p$	$\leq 0.85$ kV
Residual voltage $U_{res}$	$\leq 0.85$ kV (at $I_n$ )
	$\leq 0.75$ kV (at 10 kA)
	$\leq 0.65$ kV (at 5 kA)
	$\leq 0.63$ kV (at 4 kA)
	$\leq 0.57$ kV (at 2 kA)
TOV behavior at $U_T$	240 V AC (5 s / withstand mode)
	240 V AC (120 min / safe failure mode)
Response time $t_A$	$\leq 25$ ns
Max. backup fuse with V-type through wiring	40 A (gG / Biconnect M4 fork-type cable lug, 6 mm <sup>2</sup> )
	63 A (gG / TWIN ferrule 2x 10mm <sup>2</sup> )
Max. backup fuse with branch wiring	315 A (gG)

#### Indicator/remote signaling

Switching function	Changeover contact
Operating voltage	5 V AC ... 250 V AC
	125 V DC (200 mA DC)
Operating current	5 mA AC ... 1 A AC
	1 A DC (30 V DC)
Connection method	Plug-in/screw connection via COMBICON
Screw thread	M2
Tightening torque	0.25 Nm
Stripping length	7 mm
Conductor cross section flexible	0.14 mm <sup>2</sup> ... 1.5 mm <sup>2</sup>
Conductor cross section solid	0.14 mm <sup>2</sup> ... 1.5 mm <sup>2</sup>
Conductor cross section AWG	28 ... 16

#### Connection data

Connection method	Screw connection
Screw thread	M5
Tightening torque	4.5 Nm
Stripping length	16 mm
Conductor cross section flexible	2.5 mm <sup>2</sup> ... 16 mm <sup>2</sup>
Conductor cross section solid	2.5 mm <sup>2</sup> ... 25 mm <sup>2</sup>
Conductor cross section AWG	12 ... 4
Connection method	Fork-type cable lug
Conductor cross section flexible	1.5 mm <sup>2</sup> ... 6 mm <sup>2</sup>

#### UL specifications

## Type 2 surge arrester - VAL-SEC-T2-2C-175-FM - 2905350

### Technical data

#### UL specifications

SPD Type	4CA
Maximum continuous operating voltage MCOV (L-L)	350 V AC
Maximum continuous operating voltage MCOV (L-N)	175 V AC
Nom. voltage	120/240 V AC
Mode of protection	L-L
	L-N
Power distribution system	Split phase
Nominal frequency	50/60 Hz
Measured limiting voltage MLV (L-L)	2010 V
Measured limiting voltage MLV (L-N)	1510 V
Nominal discharge current $I_n$ (L-L)	20 kA
Nominal discharge current $I_n$ (L-N)	20 kA

#### UL indicator/remote signaling

Operating voltage	125 V AC
Operating current	1 A AC
Tightening torque	2 lb <sub>F</sub> -in. ... 4 lb <sub>F</sub> -in.
Conductor cross section AWG	30 ... 14

#### UL connection data

Conductor cross section AWG	14 ... 2 (solid)
	14 ... 4 (flexible)
Tightening torque	40 lb <sub>F</sub> -in. ... 50 lb <sub>F</sub> -in.

#### Standards and Regulations

Standards/regulations	IEC 61643-11 2011
	EN 61643-11 2012

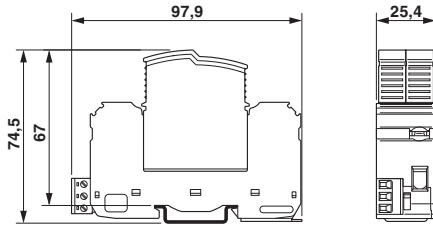
#### Environmental Product Compliance

China RoHS	Environmentally Friendly Use Period = 50 years
	For details about hazardous substances go to tab "Downloads", Category "Manufacturer's declaration"

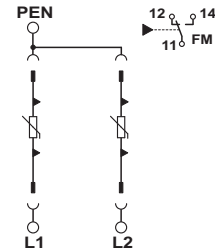
### Drawings

# Type 2 surge arrester - VAL-SEC-T2-2C-175-FM - 2905350

Dimensional drawing



Circuit diagram



## Classifications

eCl@ss

eCl@ss 10.0.1	27130805
eCl@ss 11.0	27130805
eCl@ss 4.0	27130800
eCl@ss 4.1	27130800
eCl@ss 5.0	27130800
eCl@ss 5.1	27130800
eCl@ss 6.0	27130800
eCl@ss 7.0	27130805
eCl@ss 9.0	27130805

ETIM

ETIM 6.0	EC000941
ETIM 7.0	EC000941

UNSPSC

UNSPSC 13.2	39121620
UNSPSC 18.0	39121620
UNSPSC 19.0	39121620
UNSPSC 20.0	39121620
UNSPSC 21.0	39121620

## Approvals

Approvals

Approvals








DNV GL / CCA / UL Recognized / KEMA-KEUR / cUL Recognized / IECCE CB Scheme / EAC / cULus Recognized

# Type 2 surge arrester - VAL-SEC-T2-2C-175-FM - 2905350

## Approvals

Ex Approvals

### Approval details

DNV GL		<a href="https://approvalfinder.dnvgl.com/">https://approvalfinder.dnvgl.com/</a>	TAE000023D
CCA			NTR-NL 7347
UL Recognized		<a href="http://database.ul.com/cgi-bin/XYV/template/LISEXT/1FRAME/index.htm">http://database.ul.com/cgi-bin/XYV/template/LISEXT/1FRAME/index.htm</a>	FILE E 330181
KEMA-KEUR		<a href="http://www.dekra-certification.com">http://www.dekra-certification.com</a>	2196453.01
cUL Recognized		<a href="http://database.ul.com/cgi-bin/XYV/template/LISEXT/1FRAME/index.htm">http://database.ul.com/cgi-bin/XYV/template/LISEXT/1FRAME/index.htm</a>	FILE E 330181
IECEE CB Scheme		<a href="http://www.iecee.org/">http://www.iecee.org/</a>	NL-34356
EAC			RU C- DE.*09.B.00169
cULus Recognized			

### Accessories

Accessories

Device marking

## Type 2 surge arrester - VAL-SEC-T2-2C-175-FM - 2905350

### Accessories

Label - EML (20XE)R - 0803452



Label, Roll, white, unlabeled, can be labeled with: THERMOMARK ROLLMASTER 300/600, THERMOMARK X1.2, THERMOMARK ROLL X1, THERMOMARK ROLL 2.0, THERMOMARK ROLL, mounting type: adhesive, lettering field size: continuous x 20 mm

---

Label - EML (20XE)R YE - 0803453



Label, Roll, yellow, unlabeled, can be labeled with: THERMOMARK ROLLMASTER 300/600, THERMOMARK X1.2, THERMOMARK ROLL X1, THERMOMARK ROLL 2.0, THERMOMARK ROLL, mounting type: adhesive, lettering field size: continuous x 20 mm

---

Zack marker strip - ZBN 18:UNBEDRUCKT - 2809128



Zack marker strip, Strip, white, unlabeled, can be labeled with: CMS-P1-PLOTTER, PLOTMARK, mounting type: snap into tall marker groove, for terminal block width: 18 mm, lettering field size: 18 x 5 mm, Number of individual labels: 5

---

Zack marker strip - ZBN 18:UNBEDRUCKT - 2809128



Zack marker strip, Strip, white, unlabeled, can be labeled with: CMS-P1-PLOTTER, PLOTMARK, mounting type: snap into tall marker groove, for terminal block width: 18 mm, lettering field size: 18 x 5 mm, Number of individual labels: 5

---

End block

End clamp - CLIPFIX 35 - 3022218



Quick mounting end clamp for NS 35/7,5 DIN rail or NS 35/15 DIN rail, with marking option, width: 9.5 mm, color: gray

---

## Type 2 surge arrester - VAL-SEC-T2-2C-175-FM - 2905350

### Accessories

#### Labeled device marker

Marker for terminal blocks - ZBN 18,LGS:L1-N,ERDE - 2749576



Marker for terminal blocks, Strip, white, labeled, horizontal: L1, L2, L3, N, GND, mounting type: snap into tall marker groove, for terminal block width: 18 mm, lettering field size: 18 x 5 mm, Number of individual labels: 5

Marker for terminal blocks - ZBN 18,LGS:ERDE - 2749589



Marker for terminal blocks, Strip, white, labeled, horizontal: Grounding symbol, mounting type: snap into tall marker groove, for terminal block width: 18 mm, lettering field size: 18 x 5 mm, Number of individual labels: 5

#### Marker pen

Marker pen - X-PEN 0,35 - 0811228



Marker pen without ink cartridge, for manual labeling of markers, labeling extremely wipe-proof, line thickness 0.35 mm

#### Terminal marking

Flat zack marker sheet - ZBFM 5/WH:UNBEDRUCKT - 0803595



Flat zack marker sheet, Sheet, white, unlabeled, can be labeled with: CMS-P1-PLOTTER, PLOTMARK, mounting type: snap into flat marker groove, for terminal block width: 5.2 mm, lettering field size: 5 x 4.5 mm, Number of individual labels: 120

#### Spare parts

## Type 2 surge arrester - VAL-SEC-T2-2C-175-FM - 2905350

### Accessories

Type 2 surge protection plug - VAL-SEC-T2-175-P - 2905355



Replacement plug for surge arresters from the VALVETRAB SEC product range for L-N and L-PEN paths.